

- 13.17 The ApHCC shall not be responsible for any financial arrangements not completed between the show management, any exhibitors, owners, or Judges.
 A. However, any discrepancies should be reported to the ApHCC before November 30th of the year the discrepancy occurred for possible disciplinary action.
- 13.18 An ApHCC approved show shall not start earlier than the time appearing on the advertised schedule.

14. GENERAL PERFORMANCE RULES

- 14.1 **The rules in this section apply to all ApHCC approved classes.**
- 14.2 All exhibitors' numbers must be clearly visible at all times when in competition or the exhibitor shall be disqualified.
 A. If numbers are displayed on the saddle pad, they must be on both sides of the saddle pad.
- 14.3 Horses entered in all events must be serviceably sound and in good condition.
 A. Small blemishes on account of accidents such as small wire cuts, or brands, shall not be counted against any horse.
 B. In any performance class, an open leg wound may be covered by a bandage not to exceed 1 ½ wraps of vet wrap or similar material and not over 4" in width.
- 14.4 If only one exhibitor qualifies in a class, the class shall be considered as completed.
 A. Should no exhibitors qualify, the class may be re-run once only, **at the discretion of show management**, in order to establish a winner.
- 14.5 If a horse is eliminated or disqualified from competition by the Judge or the show management, or if the horse or entry is entered but not shown, no entry fee will be refunded and no stall fee refunded.
- 14.6 The words "faults" or "penalties" in this handbook shall not be misinterpreted as meaning a grounds or cause of disqualification.
- 14.7 BLINDNESS: A totally blind horse is not eligible to compete in **any** classes.
 A. A horse with one eye **only** is eligible to compete, except in classes prohibiting sight impairment.
- 14.8 The show management may cancel or combine any classes that do not have sufficient entries, in the opinion of the management.
 A. To combine a class, the show management must have the unanimous consent of all exhibitors involved in the class or classes.
 B. However, the show management cannot cancel a class unless so stated in the premium booklet.
 C. Classes to be combined must be complimentary; for example, Junior and Senior Horse classes could be combined to be an Open Class.
 i. If a show combines, for example, Junior and Senior Western Pleasure and also offers a Two-Year-Old and/or a Three-Year-Old Western Pleasure, the Two- and Three-Year-Old classes will still be recognized as approved classes.
 ii. Entries will be accepted after a class is combined.
 iii. This rule should be understood in accordance with rules #14.9 and #14.10.
- 14.9 The show management has the right to split any Open Class into Junior and Senior horse classes (or Green Hunter into first year and second year) if entries warrant, i.e., if both classes count for points at the show).
- 14.10 If the number of entries in any class exceeds the number that can be judged safely and fairly in a whole group, the class may be split and judged in two or more sections, with the Judge selecting the top horses in each section to be brought back to be judged for final class awards.
 A. Any decision to split any class to be worked shall be made by the Judge and/or the show management.
- 14.11 Eliminations in any class may be held at the discretion of the show management.
 A. Notice of such eliminations shall be posted at the show office or entry desk as soon as determined, and it is the responsibility of the exhibitor to ascertain whether and when such eliminations may affect his or her entries will be held.
 B. If any entry fails to show in any class where there are eliminations or go-rounds, the entry will not be eligible to show in the final round.
- 14.12 All class rules and conditions shall apply to exhibitors in time trials and/or eliminations.
 A. The same exhibitor must exhibit the entry in the eliminations and in the class finals.
- 14.13 Junior horses in performance competition are five years of age or younger as of January 1st of the calendar year.
 A. A horse shall be considered to be one year of age on the first of January following the actual date of foaling.
- 14.14 Junior horses in halter divisions are horses that are one year of age as of January 1st of the calendar year.
 A. A horse shall be considered to be one year of age on the first of January following the actual date of foaling.
- 14.15 A two-year-old cannot compete under saddle in any ApHCC approved events prior to June 1st of its two-year-old year.
- 14.16 Where two-year-old and three-year-old performance classes are offered, the two- or three-year old horse cannot cross enter into the Junior horse class within one approved event (for example, may not enter both Two Year Old Snaffle Bit Western Pleasure and Junior Horse Western Pleasure).
- 14.17 Two-year-olds are allowed to show in only two of the following approved performance classes per day: Hunter Under Saddle, Western Pleasure, Trail.
- 14.18 Senior horses in performance competition are six years of age or older as of January 1st of the calendar year.
 A. A horse shall be considered to be one year of age on the first of January following the actual date of foaling.
- 14.19 Senior horses in halter divisions are horses that are two years of age or older as of January 1st of the calendar year.
 A. A horse shall be considered to be one year of age on the first of January following the actual date of foaling.
- 14.20 A horse's tail hairs may be extended by the use of natural horse tail hair.
 A. The tail extension shall be attached hair to hair only.
 B. The specific number of hairs to be at the option of the exhibitor.
 C. The method of attachment is to be at the option of the exhibitor.

- D. All attachments to be made to the tail hair and no attachments can be made to the tail bone or dock.
- 14.21 Judges shall not give or take points for the cosmetics of a tail.
- 14.22 Performance classes are open to all stallions, mares, and geldings, with the exception that Youth may not ride on or compete with a stallion of any age in any class designated as a "Youth" class.
- A. Stallions may be shown by any person of any age in any other class in the show.
- 14.23 If a show offers a Junior horse class, the corresponding Senior horse class must also be offered.
- 14.24 No exhibitor may be tied, buckled or fastened to the saddle in any manner or by any means.
- 14.25 Stirrups shall not be tied to one another or to the saddle, in any fashion.
- 14.26 When an entry is able to continue the class/event with the failure of equipment, and/or a cast shoe, despite the difficulty, and without stopping to repair it, the entry may continue without penalty.
- 14.27 A Judge shall have the authority to request the removal or alteration of any piece of equipment which, in his or her opinion, would tend to give a horse and/or its exhibitor an unfair advantage in competition.
- 14.28 The exhibitor should be prepared to drop the bridle and bit for inspection should the Judge require it, in any class.
- A. A handler shall be allowed to enter the ring at the request of the exhibitor of a stallion if the Judge requests the bridle be dropped.
- 14.29 The Judge shall be required to have bridles dropped in one English and one Western Class per show.
- 14.30 In any class where backing is required, the Judge may, at his or her discretion, require only the finalists in the class to back.
- 14.31 No rail class shall have a mandatory starting direction.
- A. The direction shall be at the discretion of the Judge.
- B. It is permissible for the Judge to require an exhibitor to extend the walk, trot or jog, or canter or lope, unless specified for a class.
- C. The Judge shall not call exhibitors off the rail at the lope or canter.
- 14.32 Horses are to be reversed to the inside (away from the arena wall or rail) when being asked to reverse.
- A. Horses may be asked to reverse at the walk and/or the jog or trot at the Judge's discretion, but horses shall not be asked to reverse at the lope or canter.
- 14.33 No horse is to be penalized neither for the manner in which he carries his tail nor for normal response to cues from his exhibitor when changing leads.
- A. A Judge may, at his or her discretion, penalize a horse for exaggerated switching or wringing of the tail, or for a seemingly dead tail that merely dangles and does not show normal response.
- 14.34 The horse's head should be carried in a manner that is natural and suitable to the horse's conformation at all gaits, while maintaining light contact on the bit, with the head not held or carried excessively high or low.
- A. Excessively high or low head carriage will be counted against.
- 14.35 The position of the exhibitor's free hand shall be optional, but should indicate a relaxed, balanced attitude of the body, and the hand should be kept free and clear of the horse and equipment.
- 14.36 DISQUALIFICATIONS:
- A. After an entry enters the arena, if either the horse or the exhibitor becomes ill or is injured and cannot continue, the entry shall be disqualified for that class.
- B. Lack of required appointments for a class will result in disqualification in any class specifying required appointments.
- C. The Judge shall have the authority to dismiss any entry from competition if he or she deems that entry is not under sufficient control.
- D. No Appaloosa horse may be shown at an ApHCC approved show if it has received in any manner, any tranquilizer, stimulant, depressant or local anaesthetic which might affect the performance of that horse, or any other drug which may interfere with the detection of a prohibited drug.
- E. No colouring of the horses' hooves will be permitted that would cover and/or hide the natural characteristics of the hooves.
- i. Clear hoof dressing is permitted.
- F. The use of cornstarch, shoe polish, dyes, and/or any similar substances of any colour shall be considered as artificial colouring on any part of the horse and any horse being shown with such artificial colouring, or any hoof dressing that covers or hides the hooves, will be disqualified from that class.
- G. Any artificial appliance shall be prohibited in any class.
- i. Artificial appliances shall be defined as: wired ears, set tails, surgically altered tails or ears, false manes or tails, any medication of any type, including ginger, and the use of chains, rattlers or rollers to affect a horse's normal way of going.
- H. UNSPORTSMANLIKE CONDUCT. Any unsportsmanlike conduct by an owner, exhibitor, agent or spectator including but not limited to abuse of one's horse or cattle, excessive use of foul language, intoxication anywhere on the grounds of the event, blatant disrespect for any other attendee at the event or any other detrimental conduct shall jeopardize their right to further exhibit at the show.
- i. At any time, the Judge and/or show management may issue a first warning to any exhibitor, owner or agent for any unsportsmanlike conduct.
- ii. Upon failure to comply with this warning, the exhibitor, owner, agent, or spectator shall be disqualified from any further competition in the show.
- iii. One of the founding principles of the ApHCC is to promote good sportsmanship and this rule will be strictly enforced.
- I. No points or awards may be given to any person or person's horses if that person is disqualified from a show for any unsportsmanlike conduct.
- i. Any disqualification from a class for unsportsmanlike conduct by any person may be reviewed by the disciplinary committee of the ApHCC.
- J. CRUELTY to, or the abuse of, a horse by any person at an approved Appaloosa show is forbidden.

- i. The Judge and/or the show management have the authority to dismiss from the class or from the show any exhibitor, owner, or agent, for cruelty to, or the abuse of, a horse.
- ii. Further disciplinary action shall be referred to the ApHCC for possible further action.
- K. INHUMANE TREATMENT. Every horse at an ApHCC approved event shall, at all times, be treated humanely and with dignity, respect and compassion.
 - i. Abuse is defined as an action, or failure to act, which a reasonable, prudent person, informed and experienced in the customs, accepted training techniques and exhibition procedures, or veterinary standards would determine to be cruel, abusive, inhumane or detrimental to the horses' health.
 - ii. Individuals will be disciplined if it is determined that there was wilful abuse of the horse under any of the following circumstances:
 - iii. The individually physically participates in the abuse of the animal or shows or rides the horse in a condition considered to be abusive.
 - iv. No persons shall exhibit any horse which appears sullen, dull, lethargic, emaciated, drawn or overly tired.
 - v. No person on show grounds, including but not limited to, barns, stalls, practice area and show arena, may treat a horse in an inhumane manner, which includes, but is not limited to:
 - a. Placing an object in a horse's mouth so as to cause undue discomfort or distress.
 - b. Tying a horse in a manner as to cause undue discomfort or distress in a stall, trailer or when longeing or riding.
 - c. Use of inhumane training techniques or methods.
 - d. Use of inhumane equipment, including, but not limited to, saw tooth bits, hock hobbles, tack collars or tack hackamores.
 - e. Any item or appliance that restricts movement or circulation of the tail.
 - f. Intentional inhumane treatment which results in bleeding, chaffed and/or raw skin.
- L. Upon discovery by a show official or show management of any inhumane treatment, the horse shall immediately be disqualified from competition and the matter reported to the ApHCC.
 - i. The person causing the inhumane treatment shall also be disqualified from any further competition at the show.
- M. Any exhibitor who is handicapped by an equipment failure or a cast shoe during competition in the arena is automatically disqualified UNLESS the entry is able to continue in a humane manner.
- N. Spurs shall not be used ahead of the cinch in any class and is cause for disqualification unless the individual class rule specifies otherwise.
- O. Any time a horse's mouth is bleeding in competition, the Judge may disqualify the entry from the class.
- P. Use of prohibited appointments as listed in any ApHCC class rule.
- Q. Lack of required appointments (personal attire or equipment).
- R. Not following Judge's instructions.
- S. Any exhibitor striking a horse on the head with anything, including the hands will be disqualified.
 - i. This rule will be strictly adhered to by the Judge.
 - ii. These objects include romal, reins, whip, bat, quirt, crop, switches, wire or any other object.
- T. Any entry not following the exact pattern or course required in any class may be disqualified unless otherwise specified under class rules.
- U. Fall of horse or exhibitor will disqualify the entry in any class unless otherwise specified under class rules.
- 14.37 Except in the holding area for cutting classes, horses shall not be left tied to the arena fences or rails or any other place that might constitute a hazard.
- 14.38 The ApHCC Judges Committee will evaluate individual requests from challenged riders regarding the use of aids when exhibiting.
 - A. In the event an individual is granted special privileges, he or she will be presented said privileges in writing and must provide a copy to the show committee each time he or she exhibits.
 - B. The show committee is required to present said privileges to the Judge(s) as well as the individual's draw number and/or exhibitor number prior to the class in which he or she will be competing.
- 14.39 OPTIONAL EQUIPMENT:
 - A. The use of shoes and pads is allowed.
- 14.40 PROHIBITED EQUIPMENT:
 - A. Gel-casts, any other hard-type cast, or any type of bandage which may unravel (a long bandage which is wound around the leg).

15. WESTERN PERFORMANCE RULES

- 15.1 In addition to the General Performance Rules, the following rules will also apply to the following classes:
 - A. Barrel Race
 - B. Breakaway Roping
 - C. Camas Prairie Stump Race
 - D. Cutting
 - E. Figure Eight Stake Race
 - F. Flag Picking
 - G. Freestyle Reining
 - H. Halter
 - I. Judged Heading
 - J. Judged Heeling

- K. Judged Tie-Down Roping
 - L. Keyhole Race
 - M. Ladies Side Saddle Pleasure
 - N. Most Colourful at Halter
 - O. Native Dress and Costume
 - P. Nez Perce Stake Race
 - Q. Pole Bending
 - R. Ranch Cutting
 - S. Ranch Trail
 - T. Reining
 - U. Rope Race
 - V. Showmanship at Halter
 - W. Steer Daubing
 - X. Team Penning
 - Y. Timed Heading and Heeling
 - Z. Timed Tie-Down Roping
 - AA. Trail
 - BB. Western Bareback Horsemanship
 - CC. Western Horsemanship
 - DD. Western Pleasure
 - EE. Western Riding
 - FF. Working Cow Horse
 - GG. Yearling Longe Line
 - HH. Yearling Trail in Hand
- 15.2 Junior horses may compete in Western Performance classes in two hands IF the horse is shown in a regulation snaffle bit or bosal-type hackamore OR Junior horses may compete with a curb (shanked) bit using one hand.
- A. There shall be no discrimination against any standard Western bit or standard bosal hackamore.
 - B. A Junior horse may be shown in a regulation snaffle bit, hackamore bosal, or shanked curb bit at the same show.
- 15.3 Senior horses compete in Western Performance classes in a shanked regulation bit, shown in one hand.
- 15.4 REQUIRED ATTIRE:
- A. Long-sleeved shirt **with collar (band, stand-up, tuxedo, etc.) with sleeves rolled down**
 - B. Long pants
 - C. Western boots
 - D. Western hat
- 15.5 OPTIONAL ATTIRE:
- A. Jacket or sweater
 - B. Tie
 - C. Gloves
 - D. Chaps
 - E. Spurs
 - F. Rain slicker.
 - i. If used, should be fastened securely and safely to the rear of the saddle.
 - G. **Approved protective helmet.**
- 15.6 REQUIRED EQUIPMENT:
- A. Stock saddle with a horn and with open, uncovered stirrups
- 15.7 OPTIONAL EQUIPMENT:
- A. Rope or reata.
 - i. If used, the rope or reata must be neatly coiled and attached to the front of the saddle.
 - B. Hobbles.
 - i. If used, should be attached to the saddle in a safe fashion.
 - C. Breast collar.
- 15.8 PROHIBITED EQUIPMENT:
- A. Tapaderos
 - B. Bits with sharp edges, gag bits and donut and flat polo mouthpieces.
 - C. A wire curb bit, regardless of how padded.
 - D. Any chin strap narrower than ½" inch.
 - E. Electrical devices.
 - F. A three-piece mouthpiece in classes designated for two-year-old horses.
- 15.9 Silver equipment will not count over a good working outfit that is clean and well-fitted.
- 15.10 The bridle may consist of a standard rawhide bosal type hackamore, or a regulation snaffle bit, if the horse is a Junior horse.
- 15.11 A regulation snaffle bit is defined as a smooth-mouthed bit with a broken mouthpiece (conventional O-ring, D-ring, or Egg-butt) with the ring no larger than 4" and no smaller than 2" across.
- A. Mouthpieces should be round, smooth and unwrapped metal.
 - B. They may be inlaid, but must be smooth or latex wrapped.
 - C. The bars must be a minimum of 5/16" in diameter, measured 1" from the cheek with a gradual decrease to the center of the snaffle.
 - D. The mouthpiece may be two or three pieces.

- E. A three-piece, connecting ring of 1 ¼" or less in diameter, or a connecting flat bar of 3/8" to ¾" (measured top to bottom with a maximum length of 2"), which lies flat in the horse's mouth is acceptable except in two-year-old classes.
- F. A curb strap on the snaffle bit is optional but must be loose and of leather or nylon only.
- G. Reins should be attached above the curb strap, if one is used, and must be of standard leather or woven split reins.
- H. The tails of the reins must be crossed on the opposite side of the neck when riding with two hands on split reins.
- I. Closed reins (example, mecate) may not be used with a snaffle bit.
- J. The exhibitor's hands should be carried near the pommel and no further apart than the shoulder width of the exhibitor, with very limited movement.

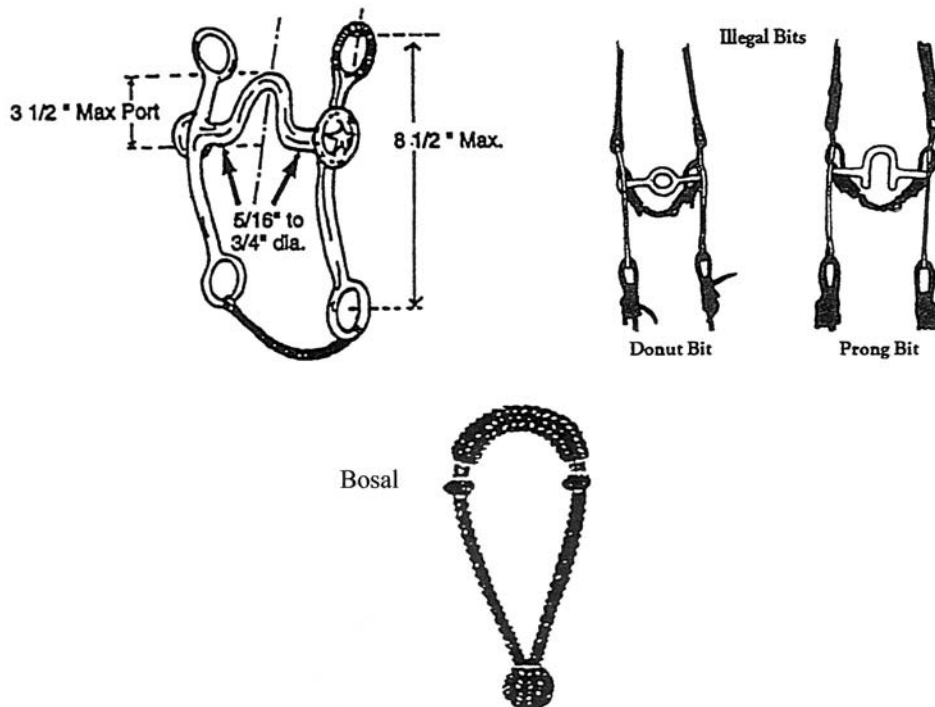
15.12 The bridle may consist of a curb-type bit, with shanks, and a solid or broken mouthpiece if the horse is a Senior horse.

15.13 A curb bit has a solid or broken mouthpiece and has shanks that do not exceed 8 1/2" in total length, and acts with leverage.

- A. In regard to mouthpieces, bars must be round, smooth and unwrapped metal of 5/16" to ¾" in diameter, measured 1" from the cheek.
- B. They may be inlaid, but must be smooth or latex wrapped.
- C. Nothing may protrude below the mouthpiece (bar), such as extensions or prongs on solid mouthpieces.
- D. The mouthpiece may be two or three pieces.
- E. A three-piece, connecting ring of 1 ¼" or less in diameter or a connecting bar of 3/8" to ¾" (measured top to bottom with a maximum length of 2"), which lies flat in the horse's mouth is acceptable.
- F. The port must be no higher than 3 ½" maximum, with rollers and covers acceptable.
- G. The curb strap may be of leather or chain, but if it is of chain must meet the approval of the Judge, must be at least ½" in width, and must lie flat against the jaw of the horse.
- H. The exhibitor's hands should be carried near the pommel and no further part than the shoulder width of the exhibitor, with very limited movement.
- I. Broken mouthpieces, half-breeds, and spades are acceptable.

15.14 Wherever this Handbook refers to a bosal hackamore in Western Performance classes, it means the use of a braided rawhide or leather bosal (noseband) which is used in lieu of a regulation snaffle bit.

- A. There must be a minimum of a two-finger (approximately 1 ½") between the bosal and the nose, and absolutely no metal under the jaw or on the noseband or in connection with the noseband.
- B. A hackamore bosal with "mecate" reins is accepted as a standard rawhide hackamore.
- C. The bosal should be properly fitted relative to the horse's size and conformation.
- D. The exhibitor's hands should be carried near the pommel and no further apart than the shoulder width of the exhibitor, with very limited movement.



15.15 In all Western events when a bit is used only split (unclosed) reins or romal (closed) reins may be used.

- A. A mecate may not be used with a bit.
- B. A romal is defined as an extension of braided material attached to closed reins; this extension shall be carried in the exhibitor's free hand, with a 16" spacing between the reining hand and the free hand.
- C. The romal should not be used to signal or cue the horse in any way, and infraction of this rule should be severely penalized by the Judge.
- D. The exhibitor's reining hand should be around the reins with the wrists kept straight, the thumb on top and the fingers closed tightly around the reins and in the case of romal reins, no fingers permitted between the reins.
- E. In the case of split or unclosed reins, index finger only is permitted between the reins.

- 15.16 WESTERN GAITS: The following terminology shall apply in all Western classes where a specific gait is called for:
- A. Walk – A horse that is walking correctly is bright, alert and responsive to the exhibitor’s guidance.
 - i. The walk is a four-beat gait.
 - ii. It should be soft, comfortable, flat and ground-covering.
 - iii. Each foot should come out of the ground at the same pace it goes in.
 - B. Jog – The jog should be soft, relaxed and comfortable, with a clean lift in the motion.
 - i. The legs should be working in diagonal pairs, making a distinct two-beat gait.
 - ii. At no time should it resemble a running walk nor should it be rough or stilted.
 - iii. The speed and stride should be compatible with the horse’s size and conformation.
 - iv. The “extended jog” is a moderate extension of the jog and is a definite two-beat gait with a noticeable lengthening of stride.
 - C. Lope – The lope is a rolling, natural three-beat gait.
 - i. It should be soft and comfortable.
 - ii. The horses’ legs should be moving freely with full extension of the limbs.
 - iii. Lope with forward motion will become the only gait recognized as a lope.
 - iv. The “extended lope” is a moderate extension of the lope and is a definite three-beat gait with a noticeable lengthening of stride.
 - D. Back – Horses should back, on command, quietly, willingly and easily in a straight line without resistance.
 - i. Jawing, resisting or tossing of the head should be penalized.
 - ii. It is permissible for horses to be backed on the rail.
 - E. IMPORTANT: As long as horses with naturally longer strides are performing the gaits correctly, they should not be penalized for passing other horses.

16. GENERAL ENGLISH PERFORMANCE RULES

- 16.1 In addition to the General Performance Rules, the following rules will also apply to the following classes:
- A. Buckboard Driving
 - B. Hunter in Hand
 - C. Hunt Seat Equitation
 - D. Hunt Seat Equitation over Fences
 - E. Hunter Hack
 - F. Hunter under Saddle
 - G. Jumper
 - H. Pleasure Driving
 - I. Saddle Seat Equitation
 - J. Saddle Seat Pleasure
 - K. Working Hunter
- 16.2 Classes written as Hunt Seat and/or Saddle Seat may not be combined at a show and must be judged separately.
- 16.3 The following terminology shall apply whenever a specific gait is called for:
- A. Walk – Forward working walk rhythmical and flat footed.
 - i. Extremely slow or fast walks shall be penalized.
 - B. Trot – Long, low, ground covering, definite two-beat cadence and balanced strides.
 - i. Smoothness more essential than speed.
 - ii. Extreme speed should be penalized.
 - iii. Excessive knee or hock action should be penalized.
 - C. Extended Trot – A definite two-beat lengthening of stride.
 - i. Cadenced and balanced.
 - ii. Smoothness more essential than speed.
 - iii. The lengthening stride should be from the shoulder and the leg and cover more ground.
 - D. Canter – Smooth, free moving, relaxed and straight on both leads.
 - i. The stride should be suitable to cover ground following hounds.
 - ii. Over-collected or four-beat canter to be penalized.
 - iii. Excessive speed to be penalized.
 - E. Hand Gallop – Should be a definite lengthening of stride with noticeable difference in speed.
 - i. Horses should be under control at all times and be able to pull up (not a sliding stop).
 - a. If asked to pull up after the halt, exhibitors must relax the reins and the horse must stand quietly.
- 16.4 REQUIRED ATTIRE:
- A. The exhibitor’s hair should be neat and contained.
 - B. Accessories of any type should be conservative.
 - C. Coats of any tweed or melton suitable for hunting in a dark or conservative solid colour, with conservative wash jackets permitted in season.
 - D. Breeches or jodhpurs of traditional shades (rust, beige, gray, white, canary).
 - E. High English boots or Jodhpur boots.
 - F. Dark or conservative coloured hunt cap, hard hat, or derby.
 - G. Stock tie or choker.
 - H. In any class over fences, a hard hat with harness is mandatory for all exhibitors.

47. RANCH TRAIL

47.1 CLASS DIVISIONS:

- A. Open Ranch Trail
- B. Junior Ranch Trail and Senior Ranch Trail
- C. Amateur Ranch Trail, Novice Amateur Ranch Trail
- D. Youth Ranch Trail, Novice Youth Ranch Trail

47.2 RELATED RULES:

- A. General Performance
- B. General Western Performance

47.3 JUDGING CRITERIA:

- A. This class is designed to show a horse's ability and willingness to perform tasks that may be asked of him during the course of a normal day.
- B. A good trail horse is a pleasure horse with the ability to navigate obstacles with safety, alertness and caution.

47.4 CLASS ROUTINE:

- A. The order of competition shall be determined by drawing lots (or by random computer selection).
 - i. Horses will work in the order of draw.
 - ii. It is the responsibility of the exhibitor to be prepared to work in that order.
 - iii. Draws may be changed to accommodate exhibitors with more than one horse entered in that class.
- B. The walk, jog and lope must be incorporated into the Trail pattern of suitable duration to determine fairly a horse's way of going.
- C. Working of horses shall be on an individual basis, and rail work as an entire class is not allowed.
- D. Obstacles may include: opening and closing a gate, dragging a log either in a straight line or around an obstacle, walk over rails and/or brush (to simulate a deadfall), and loading/unloading in a trailer.
- E. Optional obstacles may include crossing a water hazard, being hobbled or ground tied, crossing a bridle, moving several head of cattle from one area of the pen to another.

47.5 GENERAL:

- A. An exhibitor may exhibit more than one horse provided the other horses are saddled and ready.
 - i. Each horse may have only one exhibitor per class.
- B. All horses are to be ridden astride.
- C. Exhibitors may be asked to dismount and remount or to handle a rope.
- D. The obstacles shall be at the discretion of the show management and/or course designer, and **there shall be a minimum of six obstacles and a maximum of ten obstacles.**
- E. A trail course designer should give consideration to a course that will enable the exhibitors to negotiate it within a reasonable time.
 - i. The course should be designed so that each obstacle can be negotiated in less than 90 seconds.
- F. Care should be taken to prevent a direct advantage to either a large horse or a small horse.
- G. The Judge has the right to alter, change or eliminate any obstacle in the course that he or she deems to be incorrect or unsafe.
- H. The trail course(s) should be posted for the exhibitors to study at least one hour before the class(es) are to be judged.
- I. The Official ApHCC Trail Score Sheet must be used in each approved class by the Judge.
 - i. Score sheet will be available for viewing after the class.
- J. A scribe may be used.
- K. Whenever possible, realistic or natural obstacles are encouraged, and the course, when possible, is to be set outside of an arena using natural terrain of the land.

47.6 SCORING:

- A. An exhibitor will be penalized a maximum of 15 points on any one obstacle.
 - i. An exhibitor reaching the maximum 15 penalty points on any one obstacle will be asked to proceed to the next obstacle without additional penalty points being assessed.
 - a. For example, after two refusals at an obstacle, an exhibitor will be asked to proceed to the next obstacle and will be assessed a maximum of 15 penalty points as follows: First refusal – five penalty points; Second refusal – five penalty points; Failure to complete obstacle – five penalty points.
- B. All horses with clean or minor fault trips over the course will be considered before horses that have been assessed the maximum 15 penalty points on any obstacle in the final scoring and placing.
- C. Scoring will be on the basis of 0-100, with 70 denoting an average score.
- D. Each obstacle should receive an obstacle score and is subject to a penalty that should be subtracted.
- E. Each obstacle should be scored on the following basis, ranging from -1 ½ to + 1 ½.
 - 1 ½ extremely poor
 - 1 very poor
 - 1/2 poor
 - 0 correct
 - +1/2 good
 - +1 very good
 - +1 ½ excellent
- F. Obstacle score is to be determined and assessed independently of penalty points.
- G. As this is intended to emulate the everyday requirements of the ranch horse, plain tack and full manes are preferred.
 - i. However, silver tack and banded manes will not be penalized.

- 47.7 CREDITS:**
- A. Credit will be given to horses negotiating the obstacles with style, expression and a degree of speed, providing carefulness is not sacrificed.
 - B. Special credit is given to a horse picking its own way through an obstacle that warrants it, and willingly responding to an exhibitor's cues on other obstacles.
 - C. A horse will be rewarded with higher credit for performing the gaits correctly and with an alert attitude.
- 47.8 FAULTS:**
- A. Horses with an exaggerated or artificial appearance over an obstacle should be penalized (ie., standing in the stirrups and leaning far over the horse's neck by an exhibitor).
- 47.9 PENALTIES:**
- A. ½ Point Penalties:
 - i. Each tick of log, pole, cone or obstacle.
 - B. One Point Penalties:
 - i. Each **bite of or** hit of or stepping on a log, pole, cone or **any component of the** obstacle.
 - ii. Incorrect gait (including break of gait) at a walk or jog for two strides or less.
 - iii. Both front or hind feet in a single-stride slot or space.
 - iv. Skipping over or failing to step into required space.
 - v. Split pole in lope-over.
 - vi. Failure to meet the correct strides on trot-over and lope-over obstacles.
 - C. Three Point Penalties:
 - i. Break of gait **or incorrect gait** at walk or jog for more than two strides.
 - ii. Out of lead or break of gait at lope (except when correcting an incorrect lead).
 - iii. Knocking down an elevated pole, cone, barrel or plant obstacle or severely disturbing an obstacle.
 - iv. Stepping outside the confines of, falling or jumping off or out of an obstacle with one foot.
 - D. Five Point Penalties:
 - i. Dropping slicker or object required to be carried on course.
 - ii. First refusal, balk or attempt to evade an obstacle by shying or backing more than two strides away.
 - iii. Use of either hand to instil fear.
 - iv. Stepping outside the confined of, falling or jumping off or out of an obstacle with more than one foot.
 - v. Loss of control or letting go of gate or dropping rope gate.
 - vi. Blatant disobedience (kicking out, biting, rearing, striking).
 - vii. Second refusal, balk or attempt to evade an obstacle by shying or backing more than two strides away.
 - a. After the second refusal, the Judge shall direct the exhibitor to move to the next obstacle.
 - viii. Failure to complete obstacle.
 - E. 0 Score:
 - i. Use of more than one finger between reins.
 - ii. Use of romals other than as outlined in rule #15.15.
 - iii. Performing the obstacles incorrectly or other than in specified order.
 - iv. No attempt to perform an obstacle.
 - v. Equipment failure that delays completion of pattern.
 - vi. Excessively or repeatedly touching the horse on the neck to lower the head.
 - vii. Failure to enter, exit or work obstacle from correct side or direction, including overturns of more than ¼ turn.
 - viii. Failure to work an obstacle as described by the course.
 - ix. Riding outside designated boundary of the arena or course area.
 - x. Fall of horse and/or exhibitor on course.
 - xi. Use of prohibited appointments.
 - xii. Two hands on the reins (except on a Junior horse shown in two hands).
 - xiii. Changing hands on reins, when riding in one hand, except to negotiate an obstacle.
 - xiv. Third refusal, **balk, or evading an obstacle by shying or backing** anywhere on course.
 - xv. **Failure to ever demonstrate correct gait between obstacles as required.**
 - xvi. **Failure to follow the correct line of travel between obstacles.**
- 47.10 PROHIBITED EQUIPMENT:**
- A. A bosal without reins attached and used as a noseband.
 - B. Whips, bats, quirts.
 - C. Mechanical hackamores.
 - D. Standard sliding, rundown or skid boots on the horse's rear fetlocks, and splint boots on the front legs.
 - E. Soft leg wraps.
 - F. Twisted wire mouthpiece.
 - G. Standing or running martingales, nosebands on bridles, or tiedowns.
 - H. Gag bits.
- 47.11 DISQUALIFICATIONS:**
- A. Any exhibitor being assisted by a second person inside the arena.
 - B. Any exhibitor striking a horse forwards of the cinch with any object other than the hands.
 - C. If an entry breaks into a lope/canter for more than two strides in any Walk-Trot class, that exhibitor shall be disqualified.
- 47.12 YOUTH/AMATEUR EXCEPTIONS:**
- A. Ropes or reatas are not permitted on any youth's saddle in youth classes.

57. TRAIL

57.1 CLASS DIVISIONS:

- A. Open Trail
- B. Junior Trail and Senior Trail
- C. Amateur Trail, Novice Amateur Trail
- D. Youth Trail, Novice Youth Trail

57.2 RELATED RULES:

- A. General Performance
- B. General Western Performance

57.3 JUDGING CRITERIA:

- A. This class is judged on the performance of the horse over and through obstacles, with emphasis on manners, response to the exhibitor, and attitude.
- B. A good trail horse is a pleasure horse with the ability to navigate obstacles with safety, alertness and caution.

57.4 CLASS ROUTINE:

- A. The order of competition shall be determined by drawing lots (or by random computer selection).
 - i. Horses will work in the order of draw.
 - ii. It is the responsibility of the exhibitor to be prepared to work in that order.
 - iii. Draws may be changed to accommodate exhibitors with more than one horse entered in that class.
- B. The walk, jog and lope must be incorporated into the Trail pattern of suitable duration to determine fairly a horse's way of going.
- C. Working of horses shall be on an individual basis, and rail work as an entire class is not allowed.
- D. MANDATORY OBSTACLES:
 - i. Open, pass through, and close a gate.
 - a. Should be approximately 60" high with latch available at that height.
 - b. Any gate should be solid, safe and swing both ways, not likely to fall over nor with any protruding parts, nails, etc., that could cause injury.
 - c. If the gate has a metal, plastic or wooden support bar under the opening, exhibitors must work the gate moving forward through it.
 - d. A rope gate is permissible.
 - ii. Riding over at least four logs.
 - a. Walk-overs.
 - Single poles, maximum height 16".
 - Multiple poles, maximum height 10".
 - * Minimum width between poles 20".
 - * 20" to 26" is good spacing for walk-overs depending on degree of difficulty.
 - No rolling poles.
 - b. Jog-overs (cavelleti).
 - 3' to 3'6" (space is measured between the poles).
 - c. Lope-overs.
 - 6' to 7' apart.
 - No higher than 18" maximum.
 - Care should be taken to use logs or poles that are safe.
 - iii. Riding over a bridge.
 - a. Minimum width 36"
 - b. Minimum length 60"
 - c. May be elevated.
 - d. Care must be taken that any bridge is solid and safe.
 - iv. Sidepassing (over obstacle, optional)
 - a. Single pole, up to 26" in height.
 - b. Slots, never closer than 20" wide.
- E. OPTIONAL OBSTACLES not limited to:
 - i. Back-throughs.
 - a. On ground, minimum of 28" between.
 - b. Elevated, minimum of 30" between.
 - c. Barrels, minimum of 32" between.
 - ii. Serpentine (jog around).
 - a. Pylons, minimum of 6' apart, base to base.
 - b. Guardrails, 3' to either side of pylons.
 - Pylons may be set 3' apart base to base, if guardrails are set 6' to 8' out.
 - iii. Any other maneuvers.
 - a. Figure a horse's wheelbase at 5' from front hooves to back hooves.
- F. PROHIBITED OBSTACLES:
 - i. Tires.
 - ii. Animals.
 - iii. Hide.
 - iv. PVC pipe.

- v. Jumps over 18".
- vi. Rocking or moving bridges.
- vii. Water boxes with floating or moving parts.
- viii. Flames, dry ice, fire extinguishers, etc.
- ix. Logs or poles elevated in a manner that permits such to roll.

57.5 GENERAL:

- A. An exhibitor may exhibit more than one horse provided the other horses are saddled and ready.
 - i. Each horse may have only one exhibitor per class.
- B. All horses are to be ridden astride.
- C. Exhibitors may be asked to dismount and remount or to handle a rope.
- D. The obstacles shall be at the discretion of the show management and/or course designer, and **there shall be a minimum of six obstacles and a maximum of 10 obstacles.**
- E. A trail course designer should give consideration to a course that will enable the exhibitors to negotiate it within a reasonable time.
 - i. The course should be designed so that each obstacle can be negotiated in less than 90 seconds.
- F. Care should be taken to prevent a direct advantage to either a large horse or a small horse.
- G. The Judge has the right to alter, change or eliminate any obstacle in the course that he or she deems to be incorrect or unsafe.
- H. The trail course(s) should be posted for the exhibitors to study at least one hour before the class(es) are to be judged.
- I. The Official ApHCC Trail Score Sheet must be used in each approved class by the Judge.
 - i. Score sheet will be available for viewing after the class.
- J. A scribe may be used.

57.6 SCORING:

- A. An exhibitor will be penalized a maximum of 15 points on any one obstacle.
 - i. An exhibitor reaching the maximum 15 penalty points on any one obstacle will be asked to proceed to the next obstacle without additional penalty points being assessed.
 - a. For example, after two refusals at an obstacle, an exhibitor will be asked to proceed to the next obstacle and will be assessed a maximum of 15 penalty points as follows: First refusal – five penalty points; Second refusal – five penalty points; Failure to complete obstacle – five penalty points.
- B. All horses with clean or minor fault trips over the course will be considered before horses that have been assessed the maximum 15 penalty points on any obstacle in the final scoring and placing.
- C. Scoring will be on the basis of 0-100, with 70 denoting an average score.
- D. Each obstacle should receive an obstacle score and is subject to a penalty that should be subtracted.
- E. Each obstacle should be scored on the following basis, ranging from -1 ½ to + 1 ½.

-1 ½	extremely poor
-1	very poor
-1/2	poor
0	correct
+1/2	good
+1	very good
+1 ½	excellent
- F. Obstacle score is to be determined and assessed independently of penalty points.

57.7 CREDITS:

- A. Credit will be given to horses negotiating the obstacles with style, expression and a degree of speed, providing carefulness is not sacrificed.
- B. Special credit is given to a horse picking its own way through an obstacle that warrants it, and willingly responding to an exhibitor's cues on other obstacles.

57.8 FAULTS:

- A. Horses with an exaggerated or artificial appearance over an obstacle should be penalized (ie., standing in the stirrups and leaning far over the horse's neck by an exhibitor).

57.9 PENALTIES:

- A. ½ Point Penalties:
 - i. Each tick of log, pole, cone or obstacle.
- B. One Point Penalties:
 - i. Each **bite of or** hit of or stepping on a log, pole, cone or **any component of the** obstacle.
 - ii. Incorrect gait (including break of gait) at a walk or jog for two strides or less.
 - iii. Both front or hind feet in a single-stride slot or space.
 - iv. Skipping over or failing to step into required space.
 - v. Split pole in lope-over.
 - vi. Failure to meet the correct strides on trot-over and lope-over obstacles.
- C. Three Point Penalties:
 - i. Break of gait **or incorrect gait** at walk or jog for more than two strides.
 - ii. Out of lead or break of gait at lope (except when correcting an incorrect lead).
 - iii. Knocking down an elevated pole, cone, barrel or plant obstacle or severely disturbing an obstacle.
 - iv. Stepping outside the confines of, falling or jumping off or out of an obstacle with one foot.
- D. Five Point Penalties:
 - i. Dropping slicker or object required to be carried on course.

- ii. First refusal, balk or attempt to evade an obstacle by shying or backing more than two strides away.
- iii. Use of either hand to instil fear.
- iv. Stepping outside the confined of, falling or jumping off or out of an obstacle with more than one foot.
- v. Loss of control or letting go of gate or dropping rope gate.
- vi. Blatant disobedience (kicking out, biting, rearing, striking).
- vii. Second refusal, balk or attempt to evade an obstacle by shying or backing more than two strides away.
 - a. After the second refusal, the Judge shall direct the exhibitor to move to the next obstacle.
- viii. Failure to complete obstacle.

E. **Q Score:**

- i. Use of more than one finger between reins.
- ii. Use of romals other than as outlined in rule #15.15.
- iii. Performing the obstacles incorrectly or other than in specified order.
- iv. No attempt to perform an obstacle.
- v. Equipment failure that delays completion of pattern.
- vi. Excessively or repeatedly touching the horse on the neck to lower the head.
- vii. Failure to enter, exit or work obstacle from correct side or direction, including overturns of more than ¼ turn.
- viii. Failure to work an obstacle as described by the course.
- ix. Riding outside designated boundary of the arena or course area.
- x. Fall of horse and/or exhibitor on course.
- xi. Use of prohibited appointments.
- xii. Two hands on the reins (except on a Junior horse shown in two hands).
- xiii. Changing hands on reins, when riding in one hand, except to negotiate an obstacle.
- xiv. Third refusal, **balk, or evading an obstacle by shying or backing** anywhere on course.
- xv. **Failure to ever demonstrate correct gait between obstacles as required.**
- xvi. **Failure to follow the correct line of travel between obstacles.**

57.10 PROHIBITED EQUIPMENT:

- A. A bosal without reins attached and used as a noseband.
- B. Whips, bats, quirts.
- C. Mechanical hackamores.
- D. Standard sliding, rundown or skid boots on the horse's rear fetlocks, and splint boots on the front legs.
- E. Soft leg wraps.
- F. Twisted wire mouthpiece.
- G. Standing or running martingales, nosebands on bridles, or tiedowns.
- H. Gag bits.

57.11 DISQUALIFICATIONS:

- A. Any exhibitor being assisted by a second person inside the arena.
- B. Any exhibitor striking a horse forwards of the cinch with any object other than the hands.
- C. If an entry breaks into a lope/canter for more than two strides in any Walk-Trot class, that exhibitor shall be disqualified.

57.12 YOUTH/AMATEUR EXCEPTIONS:

- A. Ropes or reatas are not permitted on any youth's saddle in youth classes.

60. WESTERN PLEASURE

60.1 CLASS DIVISIONS:

- A. Two Year Old Snaffle Bit Western Pleasure
- B. Three Year Old Snaffle Bit Western Pleasure
- C. Men's Western Pleasure and Ladies Western Pleasure
- D. Open Western Pleasure
- E. Junior Western Pleasure and Senior Western Pleasure
- F. Amateur Western Pleasure, Novice Amateur Western Pleasure
- G. Youth Western Pleasure, Novice Youth Western Pleasure

60.2 RELATED RULES:

- A. General Performance
- B. General Western Performance

60.3 JUDGING CRITERIA:

- A. Western Pleasure horses are to be judged on performance, manners, conformation, quality and substance.

60.4 CLASS ROUTINE:

- A. When Two Year Old Snaffle Bit Western Pleasure is offered, show management may offer a 10 minute warm-up period, closed to event exhibitors only, just prior to the start of the event.
- B. Horses to be shown at a walk, jog and lope on a reasonably loose rein or light contact with undue restraint.
- C. Horses must work both ways of the ring at all three gaits to demonstrate their ability with different leads and gaits.
- D. At the option of the Judge, the top eight horses may be required to perform an extended lope collectively one or both ways of the ring, but no more than eight horses may extended lope at one time.
- E. At the Judge's discretion, all horses, or just the finalists, will be required to back.
 - i. Horses are required to back easily and stand quietly.
- F. At the option of the Judge, horses may be asked to extend the walk, jog, or lope, one or both ways of the ring.
- G. It is mandatory that a moderate extension of the jog be asked for in at least one direction in at least two classes.
 - i. A moderate extension of the jog is a definite two beat lengthening of stride and covering more ground.
 - ii. Cadence and balance with smoothness is more essential than speed.

60.5 GENERAL:

- A. All horses are to be ridden astride.
- B. Exhibitors should sit at the moderate extension of the jog.
- C. Passing is permissible and should not be penalized as long as the horse maintains a proper and even cadence and rhythm.
- D. Exhibitors shall not be asked to dismount except in the event the Judge wishes to check equipment.
- E. Horses are to be reversed to the inside (away from the rail).
 - i. They may be required to reverse at the walk or jog at the discretion of the Judge, but shall not be asked to reverse at the lope.
- F. The Judge may ask for additional work of the same nature from any horse.
 - i. He/she is not to ask for work other than that listed above.

60.6 FAULTS (scored according to severity):

- A. Head carried too low, the poll below the withers, severity to be considered the same as a wrong lead.
- B. Over flexing or straining neck in head carriage so the nose is carried behind the vertical.
- C. Excessive speed (any gait).
- D. Being on the wrong lead.
- E. Breaking gait (including not walking when called for).
- F. Excessive slowness in any gait, loss of forward momentum (resulting in an animated and/or artificial gait at the lope).
- G. Failure to take the appropriate gait when called for (during transitions, excessive delay will be penalized).
- H. Touching horse or saddle with free hand.
- I. Head carried too high.
- J. Excessive nosing out.
- K. Opening mouth excessively.
- L. Stumbling.
- M. Use of spurs forward of cinch.
- N. A horse which appears sullen, dull, lethargic, emaciated, drawn or overly tired.
- O. Quick, choppy, or pony-strided.
- P. If reins are draped to the point that light contact is not maintained.
- Q. Overly canted at the lope (when the outside hind foot is further to the inside of the arena than the inside front foot).

60.7 PROHIBITED EQUIPMENT:

- A. A bosal without reins attached and used as a noseband.
- B. Whips, bats, quirts.
- C. Mechanical hackamores.
- D. Standard sliding, rundown or skid boots on the horse's rear fetlocks, and splint boots on the front legs.
- E. Soft leg wraps.
- F. Twisted wire mouthpiece.
- G. Standing or running martingales, nosebands on bridles, or tiedowns.
- H. Gag bits.

60.8 DISQUALIFICATIONS:

- A. Any exhibitor being assisted by a second person inside the arena.
- B. Any exhibitor striking a horse forwards of the cinch with any object other than the hands.
- C. If an entry breaks into a lope/canter for more than two strides in any Walk-Trot class, that exhibitor shall be disqualified.
- D. If a horse's mouth, nose or jaw shows any broken rawness or bleeding, it is at the Judge's discretion to eliminate that horse from that class.

60.9 YOUTH/AMATEUR EXCEPTIONS:

- A. Ropes or reatas are not permitted on any youth's saddle in youth classes.

61. WESTERN RIDING

61.1 CLASS DIVISIONS:

- A. Open Western Riding
- B. Junior Western Riding and Senior Western Riding
- C. Amateur Western Riding, Novice Amateur Western Riding
- D. Youth Western Riding, Novice Youth Western Riding

61.2 RELATED RULES:

- A. General Performance
- B. General Western Performance

61.3 JUDGING CRITERIA:

- A. Western Riding should be done with reasonable speed.
- B. It is a competition in the performance of a sensible, well-mannered, free and easy moving horse.
- C. The horses are judged on the riding qualities of the required gaits, change of leads, response to the exhibitor, manners, disposition and intelligence.
- D. It is important that horse change leads correctly executing flying changes with said changes being made as nearly as possible to a mid-way point between markers.

61.4 CLASS ROUTINE:

- A. The order of competition shall be determined by drawing lots (or by random computer selection).
 - i. Horses will work in the order of draw.
 - ii. It is the responsibility of the exhibitor to be prepared to work in that order.
 - iii. Draws may be changed to accommodate exhibitors with more than one horse entered in that class.
- B. Eight or ten markers are required (cones or pylons are recommended).
 - i. These should be separated by a uniform distance of not less than 30' or more than 50' on a side with five markers.
- C. Also incorporated into the pattern is a single small log or pole (minimum of 8' long recommended) just high enough to break the horse's stride.
- D. On the diagrams, the long and sometimes twisting line indicates the direction of travel and the gaits at which the horse is to move: the dashed line (-----) indicates the jog, the solid line (_____) indicates lope.



61.5 GENERAL:

- A. An exhibitor may exhibit more than one horse provided the other horses are saddled and ready.
 - i. Each horse may have only one exhibitor per class.
- B. All horses are to be ridden astride.
- C. While the horse is in motion, the exhibitor's hands shall be clear of the horse and saddle.
- D. The official ApHCC Western Riding Score Sheet must be used in each approved class by each Judge.
 - i. Score sheet will be available for viewing after the class.
- E. A scribe may be used.

61.6 SCORING:

- A. Scoring will be on the basis of 0 to 100 with 70 denoting an average score.
- B. Points will be added or subtracted from the maneuvers on the following basis, ranging from -1 ½ to +1 ½:
 - 1 ½ extremely poor
 - 1 very poor
 - 1/2 poor
 - 0 average
 - +1/2 good
 - +1 very good
 - +1 ½ excellent

61.7 CREDITS:

- A. Change of leads, hind and front simultaneously.
- B. Changes as designated point.
- C. Accurate and smooth pattern.
- D. Even pace throughout.
- E. Easy to guide and control with rein and leg.
- F. Manners and disposition.
- G. Conformation and fitness.

61.8 FAULTS (to be penalized accordingly):

- A. Opening mouth excessively or raising head on maneuvers.

- B. Anticipating signals or lead changes.
- C. Stumbling.
- D. Losing or stirrup or holding on.
- E. Any unnecessary aid given by the exhibitor, such as unnecessary talking, petting, or any spurring, quirting or jerking of reins.

61.9 PENALTIES:

- A. ½ Point Penalties:
 - i. Ticking (light touch) log.
 - ii. Hind legs skipping or coming together during lead change.
 - iii. Out of lead from ½ to one stride.
- B. One Point Penalties:
 - i. Breaking gait at walk or jog up to two strides.
 - ii. Hitting the log.
 - iii. Out of lead for more than one stride to the cone.
 - iv. Splitting the log (log between the two front or two hind feet) at a lope.
- C. Three Point Penalties:
 - i. Breaking gait at lope.
 - ii. Simple lead change.
 - iii. Additional lead changes anywhere on the course.
 - iv. Not performing the specific gait (jog or lope) or stopping when called for in the pattern, within 10' of the designated area.
 - v. Break of gait at walk or jog for two or more strides.
 - vi. Out of lead prior to the designated change from the cone to the previous change area or out of lead after designated change from the cone to the next designated change area.
 - vii. In patterns 1 and 3, failure to start the lope within 30' after crossing the log at the jog.
- D. Five Point Penalties:
 - i. Use of the free hand to instil fear in a horse.
 - ii. Failure to change leads (including cross cantering).
 - a. Failures to change, including cross cantering, at two consecutive change areas would result in 10 penalty points.
 - iii. Kicking out.
 - iv. Blatant disobedience.
- E. Penalty Score 0:
 - i. An incomplete pattern.
 - ii. Incorrect order of maneuvers.
 - iii. Knocking over markers.
 - iv. Passing on the wrong side of markers.
 - v. Missing the log.
 - vi. Fall of horse or rider.
 - vii. Use of two hands (except if a Junior horse ridden in hackamore or bosal or snaffle bit).
 - viii. Changing hands on reins if riding in one hand.
 - ix. Use of prohibited appointments.
 - x. Off pattern.
 - xi. Wilful abuse.
 - xii. Major refusal – stop and back two strides or four steps with front legs.
 - xiii. Major disobedience – rearing, schooling.
 - xiv. Failure to start lope prior to end cone in pattern 1.
 - xv. Failure to change leads and/or performance of four or more simple lead changes.

61.10 OPTIONAL EQUIPMENT:

- A. Standard sliding, rundown or skid boots on the horse's rear fetlocks, and splint boots on the front legs.
- B. Soft leg wraps.

61.11 PROHIBITED EQUIPMENT:

- A. A bosal without reins attached and used as a noseband.
- B. Whips, bats, quirts.
- C. Mechanical hackamores.
- D. Twisted wire mouthpiece.
- E. Standing or running martingales, nosebands on bridles, or tiedowns.
- F. Gag bits.

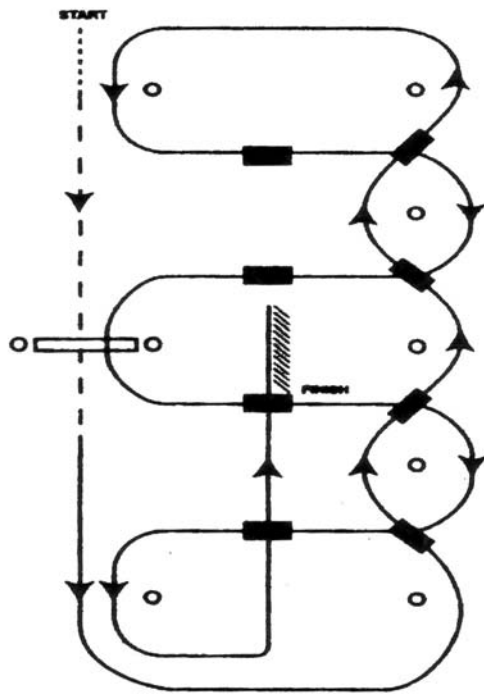
61.12 DISQUALIFICATIONS:

- A. Any exhibitor being assisted by a second person inside the arena.
- B. Any exhibitor striking a horse forwards of the cinch with any object other than the hands.

61.13 YOUTH/AMATEUR EXCEPTIONS:

- A. Ropes or reatas are not permitted on any youth's saddle in youth classes.

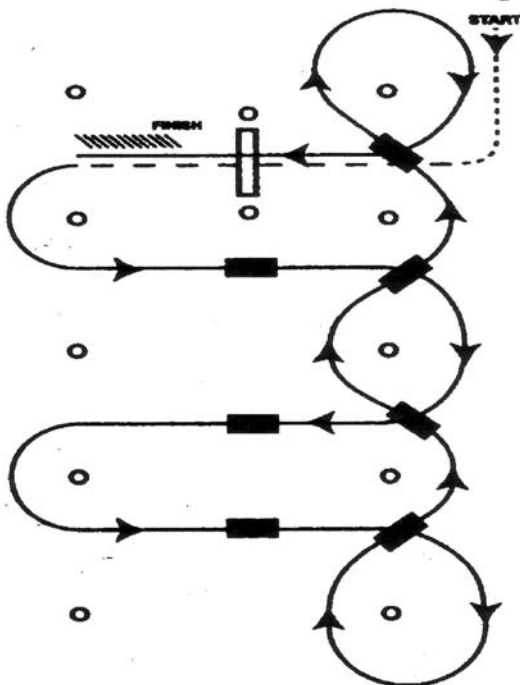
WESTERN RIDING PATTERN #1



Pattern 1

1. Walk and jog over log.
2. Transition to left lead and lope around end.
3. First line change.
4. Second line change.
5. Third line change.
6. Fourth line change and lope around end of arena.
7. First crossing change.
8. Second crossing change.
9. Lope over log.
10. Third crossing change.
11. Fourth crossing change.
12. Lope up center, stop and back.

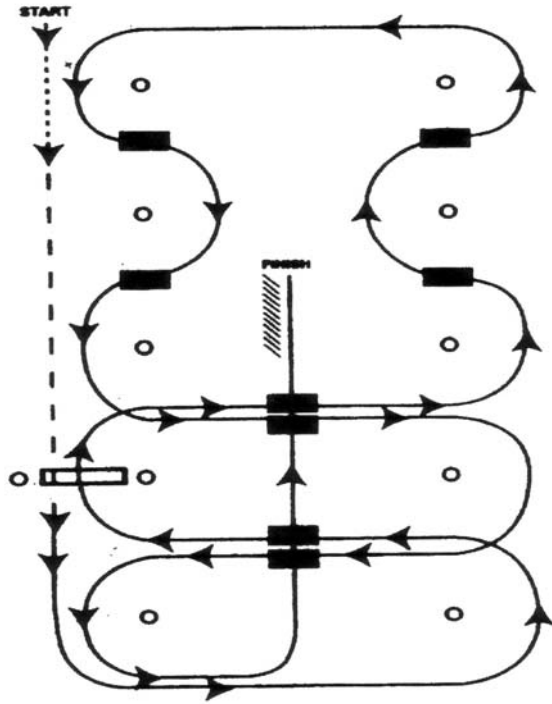
WESTERN RIDING PATTERN #2



Pattern 2

1. Walk, transition to jog, jog over log.
2. Transition to left lead.
3. First crossing change.
4. Second crossing change.
5. Third crossing change.
6. Circle and first line change.
7. Second line change.
8. Third line change.
9. Fourth line change and circle.
10. Lope over log.
11. Lope, stop and back.

WESTERN RIDING PATTERN #3



Pattern 3

1. Walk, transition to jog, jog over log.
2. Transition to left lead.
3. First crossing change.
4. Lope over log.
5. Second crossing change.
6. First line change.
7. Second line change.
8. Third line change.
9. Fourth line change.
10. Third crossing change.
11. Fourth crossing change.
12. Lope up the center, stop and back.